



2020R3

Revegy, Inc.
300 Galleria Parkway
Suite 1850
Atlanta, Georgia 30339
www.revegy.com




Table of Contents

OVERVIEW	3
NEW FEATURES	4
Revenue Growth Ideas (RGI)	4
Viewing Linked Objects	4
Unlimited Text Field	5
Many Column Tables (MCTs)	5
ENHANCEMENTS	6
Map User Interface (UI)	6
Map Legends	6
Show/Hide Options	7
Whitespace+	7
HTML Reports	7
Coaching Messages	7
General	8
Opportunity Summary Analysis (OSA)	8
Admin	8
PowerPoint Templates	8
RESOLVED ISSUES	9

Overview

This document describes new features and enhancements to the Revegy User Interface (UI) and Administration Module.



Note: New features and enhancements that need to be configured in Revegy Admin will be indicated with an Admin Config () icon. Otherwise, no configuration is necessary to start using the function.

Back to [Table of Contents](#)

New Features

New features have been added to the Revegy user interface to improve productivity and efficiency. Attention was given to Revegy's platform intelligence, visualization, and insight.

= Requires Revegy Admin configuration

Revenue Growth Ideas (RGI)

Viewing Linked Objects

Revegy now enables users to **see all the places (objects) where an existing RGI is linked and be able to navigate to those objects**. These links will be listed in the Linked Objects field. This feature will make it easier to understand the relationship between an existing idea and other objects.

- The user's Whitespace+ (WS+) default view will determine where the linked objects will open.

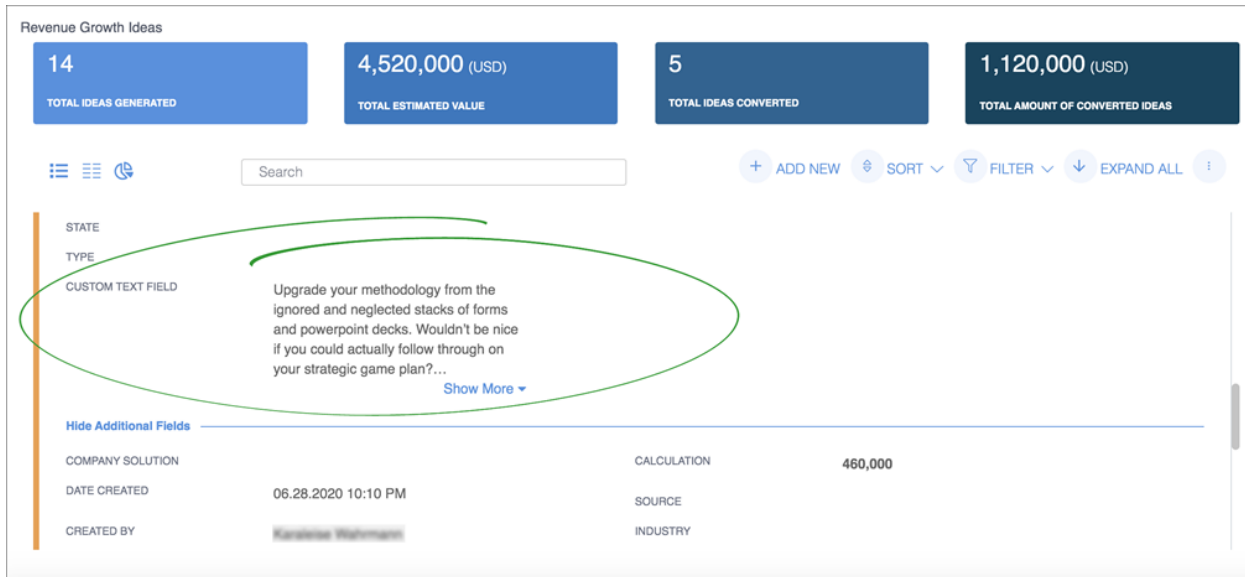
Here are some examples:

- If the WS+ default view is Table View, Revegy will highlight the row in the WS+ table
- If the WS+ default view is Heatmap, clicking the linked object from the RGI will highlight the cell in the WS+ Heatmap and open the object in the right side panel

The screenshot displays the 'Revenue Growth Ideas' dashboard. At the top, four summary cards show: 14 Total Ideas Generated, 4,520,000 (USD) Total Estimated Value, 5 Total Ideas Converted, and 1,120,000 (USD) Total Amount of Converted Ideas. Below these is a table of ideas. The first idea, 'Automated Delivery Services', has a value of USD 230,000,000. The 'LINKED OBJECTS' field for this idea is circled in green and contains three items: 'Account Strategy Map (Market readiness improvement)', 'Account Strategy Map (Automated Inventory Project, Business continuity and process improvement project)', and 'Alignment Board (Expense Management)'. A 'CONVERT' button is visible next to the linked objects list.

Unlimited Text Field

Users now can **enter unlimited text in custom text fields**, enabling more room for ideas. Only five (5) lines of text will be visible; the remaining text will be truncated. The **Show More/Show Less link** allows the user to expand/collapse the remaining text. The text field **does not open in a separate window**.



Many Column Tables (MCTs)

Revegy has enabled users to **add the RGI name to the MCT drop list**, giving them the ability to interconnect their RGI with an MCT. From the MCT, users can select a drop list that pulls from their RGI plan object. Anyone interested in implementing this feature should contact their CSM for details.

Back to [Table of Contents](#)

Enhancements

This release includes enhancements to the Revegy user interface to improve ease of use and allow quicker access to Revegy tools.

Map User Interface (UI)

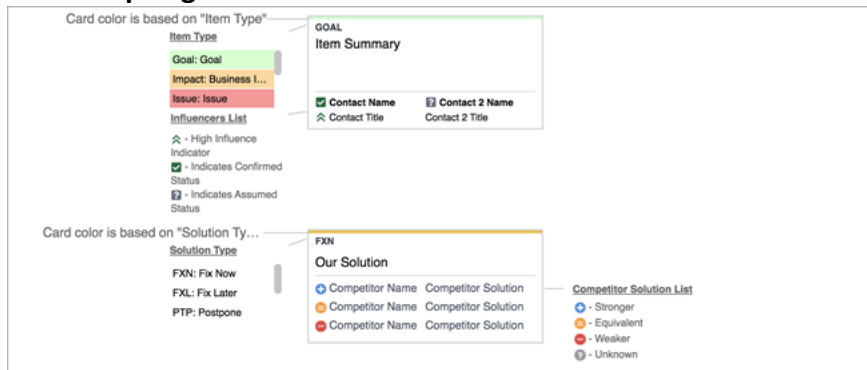
Map Legends

New Map Legends have been added that have the **same UI and font as the cards in the Strategy and Issue Maps**.

Strategy Map Legend



Issue Map Legend



Show/Hide Options

When an **attribute is disabled in the admin config**, the **option to hide** the attribute **will not be available in the Hide/Show window**.

Whitespace+

HTML Reports

Buying Centers is now an **available option as an HTML Report**. This enhancement will enable users to export all data related to the Whitespace+ table.

Coaching Messages

When Buying Centers are enabled, any related **Coaching Messages will indicate the Company Solution and Buying Center** record that matches the conditions in the rule.

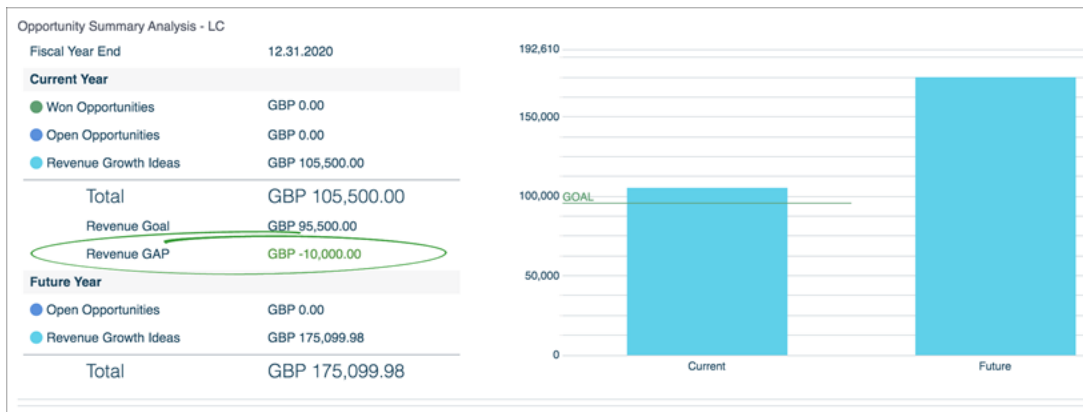
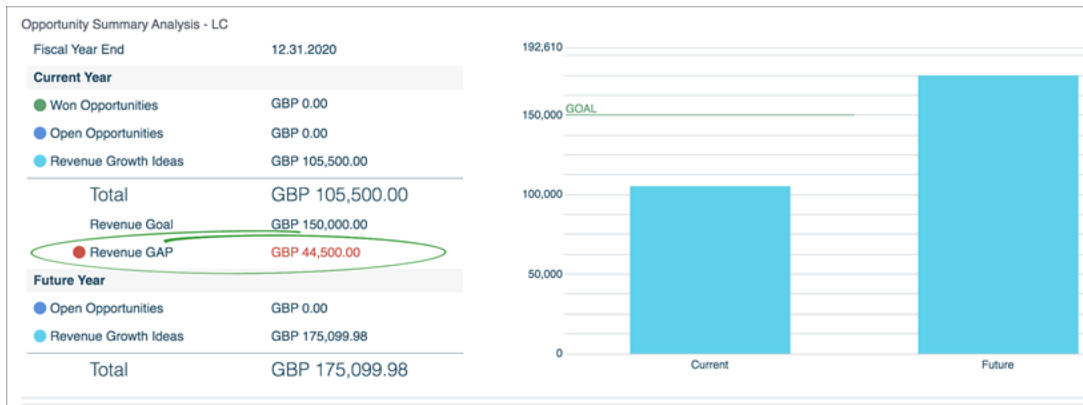
The screenshot displays the Whitespace+ interface. At the top, there are two summary boxes: "1ST NUMBER" with value 9,885 and "2ND NUMBER" with value 111,332. Below these is a table with columns: COMPANY SOLUTIONS ^, BUYING CENTER, FIRST ATTRIBUTE, ATTRIBUTE 6, and ATTRIBUT. The table contains five rows of data. To the right of the table is a "Coaching" panel with two red circular icons. The first icon is followed by the text "Available Potential greater than \$1M" and "These are the next biggest opportunities to focus on." with sub-points "Analytics at South West" and "Analytics at West". The second icon is followed by "Product discount available!" and a blue link "Recommendation >>". A green circle highlights the coaching panel.

COMPANY SOLUTIONS ^	BUYING CENTER	FIRST ATTRIBUTE	ATTRIBUTE 6	ATTRIBUT
Account	West	Green		15,000,0
Account	East Region	Green		15,000,0
Account	South West	Green		15,000,0
Account Strategy and Planning	East Region	Grey	12	12,233,3

General

Opportunity Summary Analysis (OSA)

Visual aids have been added to the OSA. Based on the Revenue Goal entered, users can see **positive Revenue Gaps in red** and **negative Revenue Gaps in green**. If there is no gap between the Total and the Revenue Goal, the Revenue Gap will display in black text.



Admin

PowerPoint Templates

Revegy has enabled **management of all PowerPoint (PPT) templates via New Admin** (Custom PowerPoint Templates > Templates tab). Admins can **view**, **delete**, and set **control access** parameters for all PPT templates. Additionally, they can **add new templates** and **replace files** for existing templates.

Back to [Table of Contents](#)

Resolved Issues

The following issues have been fixed in Revegy:

- The performance of RGI exports are not affected by the introduction of a new RGI or multiple existing RGIs in an account
- When populating tables for the first time, figures entered within one row will save properly
- When using Contacts+, the Suggested Contact dialogue will appear
- When custom PPT exports require a 'Repair', the user is pointed to the specific area where the issue exists
- In MCTs, the multi-select columns are properly aligned with the text
- Custom PPT exports render only after the maps are fully loaded
- If a user changes the web browser zoom while in RGI, Revegy justifies to prevent the edge of the 2CT answer box from being cut off
- Changing parameter values to I-Frame configurations will affect the size of the I-Frame
- The order of columns in the WS+ UI and admin config are identical
- In WS+, when a filter is applied, or when the zoom/screen ratio is adjusted, the affected cells reduce and enlarge evenly
- In Map Configs, the Update button for the Linked RGI/ Related Opportunity field operates properly
- In Map Configs, when the wrong key is entered in the Edit Map Config page URL, a '404 Not Found' error is generated
- When in split screen view, the RGI Tableview is evenly displayed within the screen
- The asterisks have been relocated to the right side of fields in the Opportunity Profile
- When a color for the Strategy/Issue Map is changed in the New Map Config, the changes are reflected in the Map Legends
- The Show/Hide buttons in the New Map Config operates properly
- When a user exits the GOA, their avatar is removed
- The WS+ Group Chart will update if one or more groups are selected
- In custom PPTs (Edit Plan Presentation Template), the Pencil icon enables the user to make edits within the Name field. Other fields can be edited using the Edit button
- An Account can be created without generating an 'Error 500 internal server' error
- In the popup window for assigning orphaned tasks (Assigned Orphaned ...), all text is oriented horizontally.
- After orphaned tasks are assigned, they maintain their 'assigned' status without generating Timestamp errors.
- Newly assigned tasks are sorted by their Due Date.
- A task is associated with its Configured Name in the 'Delete' and 'Assign' dialogue windows

Back to [Table of Contents](#)